

GENSET MODEL
SGM 910PR / 1010SR

STERLING
GENERATORS (P) LTD
(A Shapoorji Pallonji Company)



Powered by



ENGINE MODEL : 16V2000G25

ALTERNATOR : LeroySomer / Stamford

GENSET RATING - Radiator Cooled



Prime - kVA/kWe

Standby - kVA/kWe

50 HZ

910/728

1010/808

FEATURES

The MTU 2000 series diesel engines are turbocharged and air-to-air charge cooled, 12 cylinder 'V' configuration. Their premium features like full authority electronics are achieved by complete digital electronic governor (ADEC). Electronically controlled unit fuel injection system provides economic and durable power, resulting in exceptional fuel consumption, low emissions meeting global norms and single step block load acceptance.

MTU Diesel Engines

MTU history dates back to 19th century
Headquartered in Freidrichshafen, Germany
Global presence with superior technology
Wholly owned subsidiary of Daimler-Chrysler until 2006
Now part of TOGNUM group

About Sterling Generators

A Shapoorji Pallonji Company
One of the largest integrated genset manufacturing facility in Asia with separate EOU & DTA unit
Facilities to test upto 3000 kW on 415V, 3.3 kV, 6.6 kV & 11 kV
Inhouse acoustic enclosure and control panel (LT/HT/C&R) manufacturing
Nationwide installation and network for Sales and Support

Rating Definitions


Performance based on ISO 8528/1, ISO 3046/1, BS 5000

Prime Power : Variable load not exceeding 75%. Overload of 10% permitted for 1 hour in every 12 hour of operation

MTU Powered Sterling Gensets

Sterling provides the range of MTU powered gensets which are recognized globally for reliability, better efficiency and eco-friendliness
Gensets are designed and tested as per MTU guidelines
Single window responsibility for Sales, Service and Spares
Genset Warranty : Standard 1 year with Unlimited hours of operation

Standby Power : 85% load factor with a maximum of 500 hours running per year



ISO 9001:2000



SGM-910PR / 1010SR

ENGINE TECHNICAL SPECIFICATIONS

Description	Units	50 HZ
Manufacturer		
Type		MTU 16V2000G25
Cylinder arrangement	Vec	Turbocharged, Air-to-Air charge cooling
Displacement	Litres	16
Bore and stroke	MM	31.84
Compression ratio	Ratio	130 X 150
Rated speed	RPM	16 : 1
Altitude capability above MSL	Mtrs	1500
Lube oil & filter change period	Hours	1500
Minimum continuous load	%	500
Piston speed	Mtrs/Sec	20
Engine kW at rated RPM	kW (HP)	7.5
Fuel stop power as per ISO-3046	kW (HP)	810 kW (1086 HP)
Frequency regulation, steady state	%	895 kW (1200 HP)
BMEP	kPa	+/- 0.25
Governor type	-	2035
Governor class	-	Electronic, Isochronous (Droop adjustable to 4%)
Engine overspeed shutdown	RPM	ISO 8528-5, better than Class G3
Exhaust System		
Exhaust gas flow	m3/min	162
Exhaust gas temperature	Deg C	520
Exhaust back pressure - Design value/Maximum	mbar	30/85
Fuel System		
Type of injection		Electronic Unit Injection
Fuel supply flow - Max	LPM	10
Fuel temperature at fuel inlet - Max	Deg C	55
Fuel pressure at return - Max	Bar	0.5
Maximum suction head at pump inlet	Mtrs	2.5
Fuel filter filtration capacity - Secondary	Microns	5
Fuel filter pressure differential - Max	Bar	1
Lube Oil System		
Total system capacity	Litres	102
Normal lube oil pressure	Bar	5.5 - 6.5
Normal lube oil temperature	Deg C	88 - 98
Lube oil differential pressure	Bar	0.8
Lube oil filter filtration capacity	Microns	9
Recommended lube oil grade		API-CI4
Heat Balance @ 100% Load		
Energy to coolant	kW	380
Energy to charge air cooler	kW	145
Energy to radiation	kW	45
Combustion/Air Intake		
Combustion air flow	m3/min	60
Charge air pressure	Bar	3.0
Air filter	Type	Dry paper type - 2 Nos.
Coolant System		
Total system capacity	Litres	110
Cooling sytem operating pressure	Bar	2.2
Coolant temperature	Deg C	95
Coolant flow	m3/Hr	40
Coolant pump inlet pressure - Min/Max	Bar	0.4/1.52
Radiator fan power	kWm	44
Radiator fan air flow (with 200 pa duct allowance)	m3/min	1236
Cooling system ambient capability	Deg C	50
Recommended coolant		MTU extended life coolant
Engine Electrical System		
Type		24V negative earth
Charging alternator volts / Current	VDC / Amps	28 / 70
Starter power	kW	9.0
Lube oil consumption	% of Fuel	0.5% of fuel consumption

SGM-910PR / 1010SR

Genset Controllers

SGDF-C2



SGDF-C3



SGDF-C2 : AMF Controller (Standard Supply)

Features:

- Auto Start /Stop.
- Local & Remote Start/Stop
- Engine Parameters Reading via CANBUS.
- Genset Breaker and Mains Breaker Control.
- Easily accessible.
- MODBUS for BMS connectivity.

Display

- Engine Parameters
- Running Status
- Event Recording
- Fault Code Display
- Hourmeter
- Voltage, Current, Hz, KW, KVA, Pf and KVAr
- Breaker Status
- Service Timer Indication
- Real Time Clock for Time and Date

Protection

- Under Voltage / Over Voltage
- Under Frequency / Over Frequency
- Reverse Power
- Over Current
- Engine Protections

SGDF-C3 Automatic Genset Controller (Optional).

Features:

- AMF & Synchronising Controller
- Synchronising upto 16 Genset each with Individual Controller
- Momentarily Mains Paralleling
- Auto Load Sharing
- Load Dependent Start /Stop
- Load Limiting Device
- Mains Power Export
- Simple Logic Configuration Tool
- Need based Priority changeover / Power Management (Programmable)
- Genset Breaker and Mains Breaker Controller
- Auto Start / Stop
- Local & Remote Start/Stop
- Engine Parameters & Protections Reading via CANBUS
- Easy accessibility
- MODBUS for BMS connectivity
- Utility Software for PC interface
- Grid Paralleling (**SGDF-C4 Mains Optional**)

Display

- Engine Parameters
- Running Status
- Event Recording
- Fault Code Display
- Service Timer Indication
- Hour Meter, Real Time Clock for Time and Date
- Voltage, Current, Hz, KW, KVA, Pf and KVAr
- Breaker Status
- Synchronous Scope

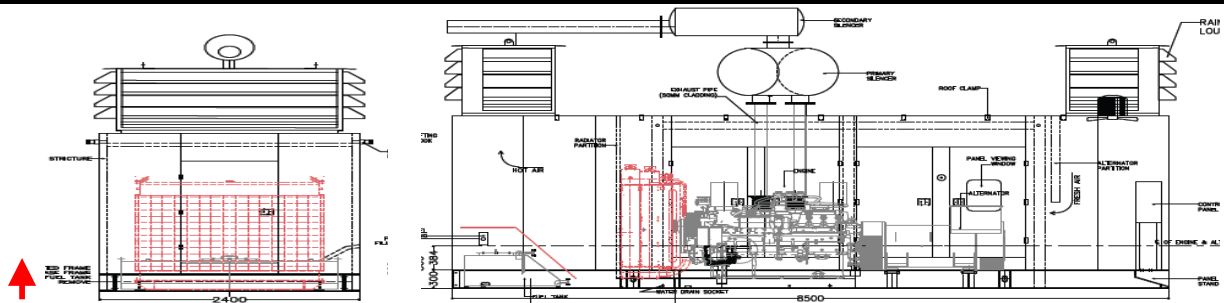
Protection

- Engine Protections
- Under Voltage / Over Voltage (27/59)
- Under Frequency / Over Frequency (81)
- Reverse Power (active and re-active) (32)
- Over Current (2 Level) (51)
- Peak Current (50)
- Loss of Excitation (40)
- Current Unbalance (46)
- Voltage Asymmetry (47)


SGM-910PR / 1010SR

Sterling Standard Scope of Supply	OPTIONALS
Basic Engine Cylinder block Flywheel housing - SAE 0 High inertia flywheel - SAE J620 size 18 Oil pan Forged crankshaft Forged connecting rods Four-valve per cylinder, Individual cylinder head Aluminium pistons Piston cooling via oil spray nozzle Dry exhaust manifolds Vibration damper Mounted air filter All necessary on-engine air, exhaust, coolant, fuel and oil pipework	Engine Jacket water heater - 110V/240V Lube oil heaters Dual electric starters Critical silencers Additional manuals
Starting System Electric starter Battery charging alternator, V-belt driven Battery, Battery stand & Leads Engine wiring harness and sensors	Control Panel Standard breaker panels Remote annunciators AMF panel Auto / Manual synchronising panel Auto load sharing / load dependant panel IP 54/55 enclosure Isolator panel Project specific / custom built panels H T panels for 1000 kVa & above ratings L T distribution boards PCC/MCC panels PLC panels
Fuel System Electronically controlled high-pressure injection with single unit injection pumps Fuel delivery pump Fuel main filter Fuel priming pump for initial system filling and venting Closed fuel system Engine standard version for fuel consumption-optimized operation Primary Fuel Filter Fuel Water Separator	Alternator Space heaters RTD/BTD with scanners Oversized alternator IP 54/55 enclosure HT Alternators - 1000 kVA & above PMG Differential CT mounted on alternator Different cooling options
Lube Oil System Forced-feed lubrication system with piston cooling Lube oil circulation pump with safety valve Lube oil multi-stage filter Lube oil heat exchanger Oil filler neck and oil dipstick for measurement on non-running engine Closed crankcase venting system	Others Acoustic enclosures - Above 1010 kVA Additional spare parts manuals Additional O&M manuals Ni-Cd starting batteries & chargers Fuel level sensors Lube oil priming pump - Electric/Manual Heavy duty air cleaners Soot arrestors Exhaust scrubbers Containerized gensets Duplex fuel filters Multi spring vibration Isolators DG Sets for special applications
Combustion Air System Exhaust turbochargers with insulation Intercooler, integrated in radiator Exhaust flexible bellows - 2 nos. Exhaust silencers - Residential Set of dry-type air filters with contamination indicator	Genset Controllers SGDF-C1 Controller - Digital display module SGDF-C3 Controller - Auto sync module SGDF-C4 Mains Controller - For grid paralleling PLC based load management system
Cooling System Coolant circulation pump (Tandem pump) for jacket water and charge air cooling Coolant thermostat for jacket water cooling system Coolant thermostat for charge air cooling system Radiator with fan, fan guard and fan belts	
Engine Mounting Set of engine mounting brackets at engine free end and driving end Resilient engine mounts (Rubber Elements) on engine free end and driving end Alternator mounts (Rubber Elements) (AVM between Engine/Alt and Base frame)	
Genset Management System - SGDF-C2 (Supplied as standard) Electronic controller for indicating genset parameters Emergency stop push button Genset monitoring and display of engine-alternator operating parameters and alarms Genset protection against critical operating parameters - Automatic start sequence control - Acquisition and display of plant-related measuring data - Communication with an external system	
Generator 415 Volts, 50 HZ, 1500 RPM, 4 pole, Single Bearing, 3 phase connected with IP23 protection. Alternator conforms to IS-4722 or equivalent	
Paintwork Standard paintwork, single-coat, water-based	
Documentation Standard factory test report Engine alternator test certificate Warranty certificate Set of standard operating and maintenance documentation & spare parts manual	

SGM-910PR / 1010SR



Acoustic Enclosure		STD 30 Foot Container for Export	
Length	8500	Length	9144
Width	2400	Width	2438
Height	3800	Height	2591
Weight in Kgs (Wet)	12500(apprx.)	Weight in Kgs (Wet)	16500(apprx.)



Head Quarters
 Sterling & Wilson Powergen (P) Ltd.,
 8, Sundaram Estate
 Govandi Station Road
 Govandi East
 Mumbai - 400 088
 Tel : 022 - 2552 6100
 Fax : 022 - 2552 6200
 Website: www.sterlinggenerators.com

Works
 Sterling Generators (P) Ltd.,
 Survey No. 59, 343/1
 Village kala, Kherdi, Khanvel
 Silvassa 396230
 U.T. of Dadra & Nagar Haveli
 Tel : 0260 - 2677408 / 419
 Fax : 0260 - 2677408
 E-Mail : silvassa@sterlinggenerators.com

Marketing & Support offices

Zonal Office - South	Zonal Office - North	Zonal Office - East	Zonal Office - West
Sterling & Wilson Powergen (P) Ltd., Sterling Towers, No. 4A/14, 4th Main Road, Chikka Adugodi New Layout Tavarekere Main Road, Bangalore - 560 029 Tel : 080 - 67178600 - 609 Fax : 080 - 67178675	Sterling & Wilson Powergen (P) Ltd., Sterling & Wilson House, C-56/38, Institutional Area, Sector 68, Noida - UP Tel : 0120 - 407 1000 Fax : 0120 - 407 1030	Sterling Generators (P) Ltd., BF - 164, Sector 1, Salt Lake City, Kolkata - 700 064 Tel : 033 - 2337 3933 Fax : 033 - 4005 5416	Sterling & Wilson Powergen (P) Ltd., 8, Sundaram Estate Govandi Station Road Govandi East Mumbai - 400 088 Tel : 022 - 2552 6100 Fax : 022 - 2552 6200

BRANCHES

Hyderabad Chennai Coimbatore	Jaipur Chandigarh	Bhubaneshwar	Baroda Pune
------------------------------------	----------------------	--------------	----------------

Authorized Dealer